







# Money Worksheets - Canadian Coins

## Introduction to Canadian Coins

Introduction to Canadian Coins. Before starting the money worksheets, this lesson is to introduce Canadian Coins. Kids are urged to memorize these coins and their shapes. Kids can obtain original coins too and learn the same concepts.

Coins	Value in Cents (¢)	Dollars (\$) Value
<p>1 cent also called penny.</p> 	<b>1</b>	<b>0.01</b>
<p>A nickel is the name given to five cent coin</p> <p>1 nickel = 5 pennies</p>  	<b>5</b>	<b>0.05</b>
<p>A dime is the name given to ten cent coin.</p> <p>1 dime = 10 pennies</p> <p>1 dime = 2 nickels</p> 	<b>10</b>	<b>0.10</b>
<p>A quarter is the name of twenty five cent coin.</p> <p>1 quarter = 25 pennies</p> <p>1 quarter = 5 nickels</p> <p>1 quarter = 2 dimes 1 nickel</p> 	<b>25</b>	<b>0.25</b>
<p>Loonie is one dollar.</p> <p>Loonie = 100 pennies</p> <p>Loonie = 20 nickels</p> <p>Loonie = 10 dimes</p> <p>Loonie = 4 quarters</p> 	<b>100</b>	<b>1.00</b>